

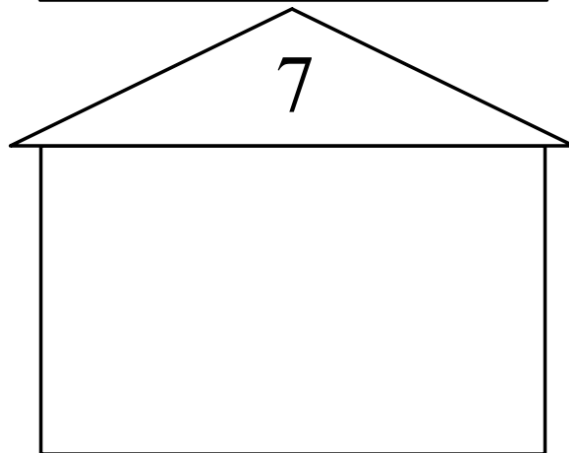
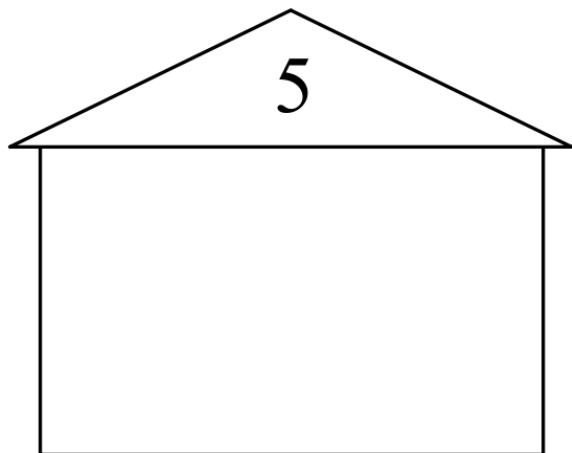
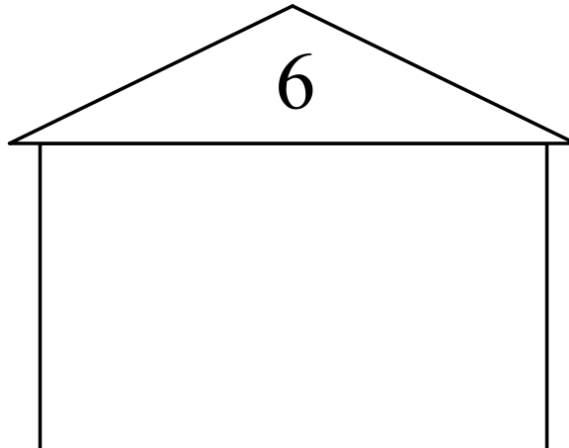
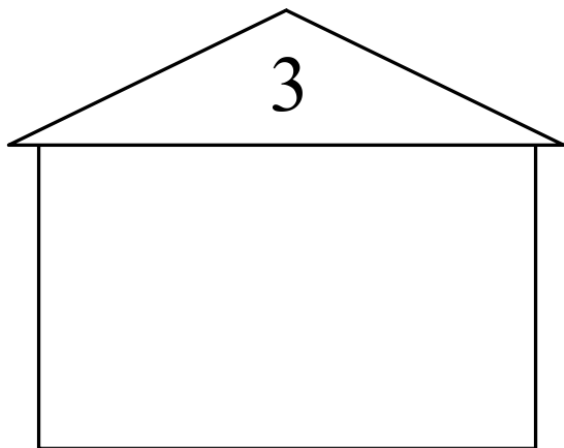
Appréciation :

Les maisons des nombres de 0 à 7

/25

1 **DECOUPE** et **COLLE** chaque arbre dans la bonne maison.

/6



2 **RELIE** les amis de 6.

/3

3 **COMPLETE** les maisons.

/5,5

0 \longleftrightarrow 6

4 • • 3

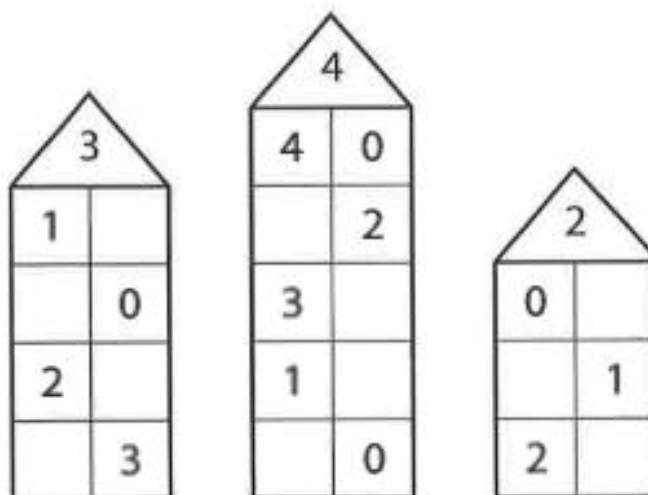
6 • • 4

5 • • 1

2 • • 0

3 • • 5

1 • • 2



4 COMPLETE les ensembles puis COMPLETE les arbres.

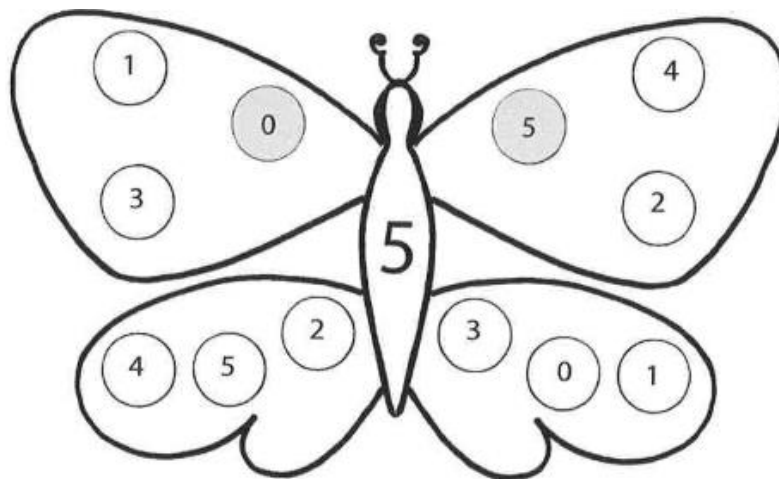
/4

The exercise consists of four pairs of a two-part oval and a branching tree diagram. Each oval is divided into two circles. The number of items in each circle is indicated by a box below it. The total number of items in the oval is indicated by a box above it. The tree diagram shows a root node with two branches, and the number of nodes in each branch is indicated by a box below it.

- Top-left: Oval with 2 small circles on the left and 1 empty circle on the right. Total: 3. Tree: 2 nodes on left branch, 1 node on right branch.
- Top-right: Oval with 1 empty circle on the left and 3 leaves on the right. Total: 3. Tree: 1 node on left branch, 3 nodes on right branch.
- Bottom-left: Oval with 1 shaded circle on the left and 1 empty circle on the right. Total: 2. Tree: 0 nodes on left branch, 2 nodes on right branch.
- Bottom-right: Oval with 1 cup on the left and 1 empty circle on the right. Total: 4. Tree: 1 node on left branch, 1 node on right branch.

5 COLORIE les paires qui font 5 avec des couleurs différentes.

/5



6 DESSINE le train qui correspond à chaque arbre.

/1,5

